

# BONUS

## Decal Instructions

**Step 1.** Tell us the name you would like for your personalised decal (max 10 characters)  
Please see below example:

**Alexander**

**Step 2.** Choose a font **A**, **B** or **C** for your name, from the following options below.

**A**

**Alexander**


**B**

*Alexander*


**C**

*Alexander*


**Step 3.** Choose from option **1**, **2** or **3** for the following decal stickers.



**1**



**2**



**3**

Your personalised decals will be shipped to the address you have provided.